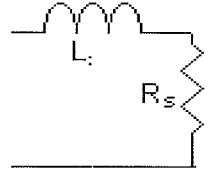
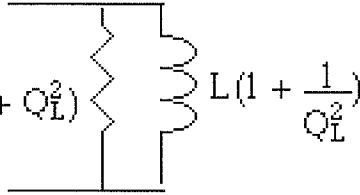
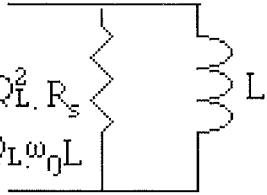
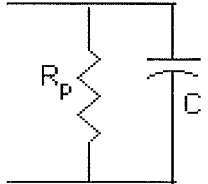
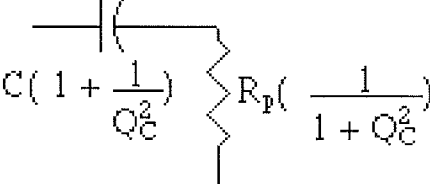
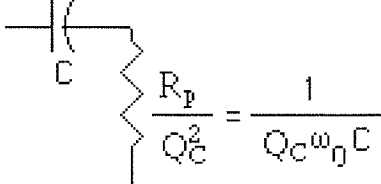
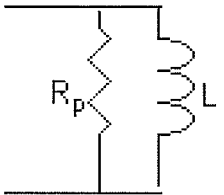

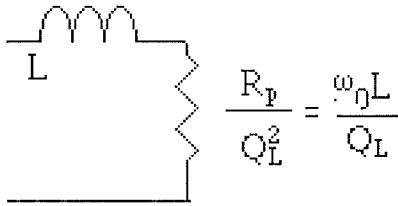
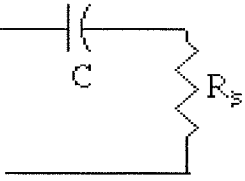
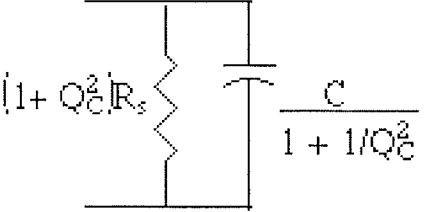
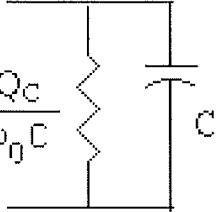


Original Circuit	Exact Equivalent Circuit at ω_0	Approximate Equivalent circuit, for high Q, ($Q_L > 6$ and $Q_C > 6$) and ω within $(1 \pm 0.05)\omega_0$
 $Q_L(\omega_0) = \frac{\omega_0 L}{R_s}$		 $= Q_L \omega_0 L$
 $Q_C(\omega_0) = \omega_0 R_p C$		 $= \frac{1}{Q_C \omega_0 C}$
 $Q_L(\omega_0) = \frac{R_p}{\omega_0 L}$		 $= \frac{\omega_0 L}{Q_L}$
 $Q_C(\omega_0) = \frac{1}{\omega_0 R_s C}$		 $Q_C^2 R_s = \frac{Q_C}{\omega_0 C}$

